

63800-1 ✓ ACTIVE

FASTON | FASTON 250

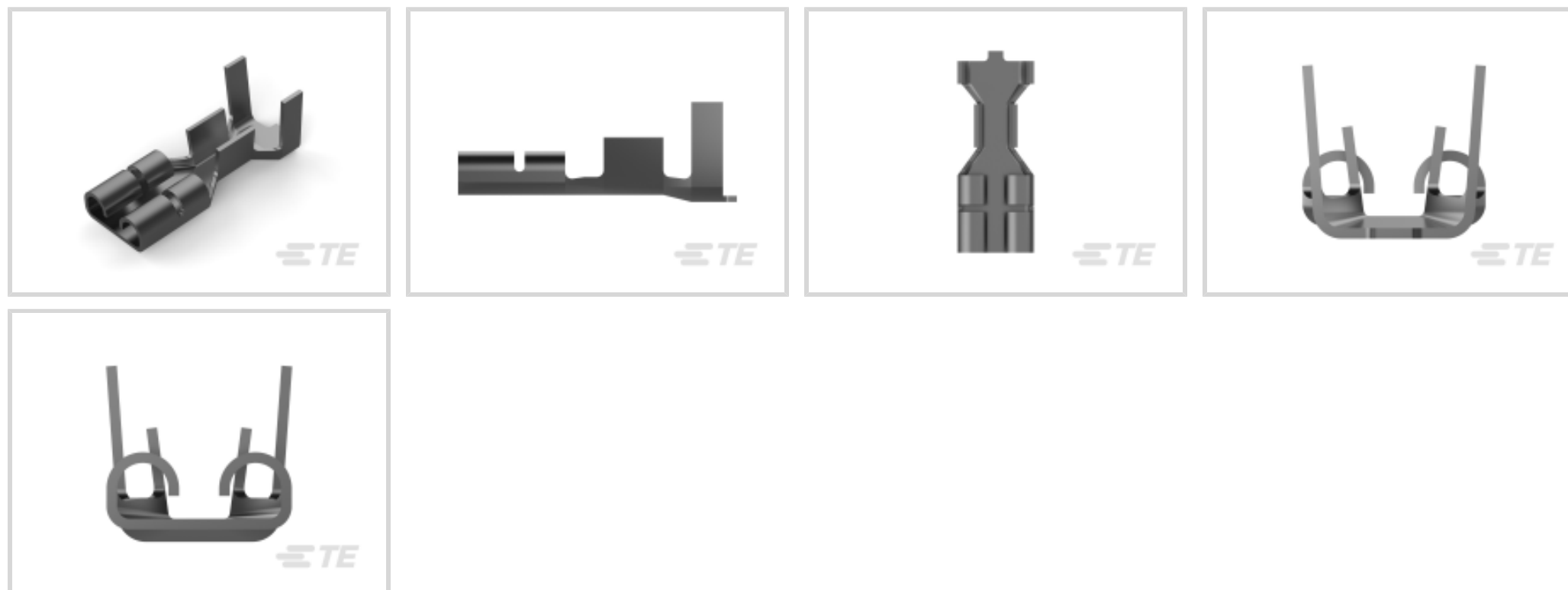
TE Internal #: 63800-1

Quick Disconnects, Receptacle, 16 – 12 AWG Wire Size, 1.31 – 3.31 mm<sup>2</sup> Wire Size, Mating Tab Width .25 in [6.35 mm], Straight, Brass, FASTON 250

[View on TE.com >](#)



Terminals & Splices > Quick Disconnects



Quick Disconnect Terminal Type: **Receptacle**

Wire Size: 1.31 – 3.31 mm<sup>2</sup>

Mating Tab Width: 6.35 mm [.25 in]

Mating Tab Thickness: .81 mm [.032 in]

## Features

### Product Type Features

Terminates To	Wire & Cable
Wire Stop	No
Wire/Cable Type	Regular Wire
Insertion Force	Low
Sealable	No

### Configuration Features

Connection Capacity	Single
---------------------	--------

### Contact Features

Quick Disconnect Terminal Type	Receptacle
Mating Tab Width	6.35 mm [.25 in]
Mating Tab Thickness	.81 mm [.032 in]
Terminal Orientation	Straight
Contact Base Material	Brass
Terminal Plating Material	Tin
Crimp Type	F-Crimp



Barrel Type	Open
-------------	------

### Mechanical Attachment

Mating Retention Type	Dimple
Wire Insulation Support	With

### Dimensions

Accepts Wire Insulation Diameter Range	5.33 – 6.73 mm [.21 – .265 in]
Receptacle Terminal Stock Thickness	.43 mm [.017 in]
Wire Size	1.31 – 3.31 mm <sup>2</sup>

### Usage Conditions

Insulation Option	Uninsulated
Operating Temperature Range	-40 – 110 °C [-40 – 230 °F]

### Industry Standards

UL Rating	Listed
CSA Certified	Yes

### Packaging Features

Packaging Quantity	6000
Packaging Method	Strip/Reel

### Other

Line	Budget
------	--------

## Product Compliance



[For compliance documentation, visit the product page on TE.com>](#)

EU RoHS Directive 2011/65/EU	Compliant
EU ELV Directive 2000/53/EC	Compliant
China RoHS 2 Directive MIIT Order No 32, 2016	No Restricted Materials Above Threshold
EU REACH Regulation (EC) No. 1907/2006	Current ECHA Candidate List: JUNE 2022 (224) Candidate List Declared Against: JUNE 2022 (224) Does not contain REACH SVHC
Halogen Content	Low Halogen - Br, Cl, F, I < 900 ppm per homogenous material. Also BFR/CFR/PVC Free
Solder Process Capability	Not applicable for solder process capability

## Product Compliance Disclaimer

This information is provided based on reasonable inquiry of our suppliers and represents our current actual knowledge based on the information they provided. This information is subject to change. The part numbers that TE has identified as EU RoHS compliant have a maximum concentration of 0.1% by weight in homogenous materials for lead, hexavalent chromium, mercury, PBB, PBDE, DBP, BBP, DEHP, DIBP, and 0.01% for cadmium, or qualify for an exemption to these limits as defined in the Annexes of Directive 2011/65/EU (RoHS2). Finished electrical and electronic equipment products will be CE marked as required by Directive 2011/65/EU. Components may not be CE marked. Additionally, the part numbers that TE has identified as EU ELV compliant have a maximum concentration of 0.1% by weight in homogenous materials for lead, hexavalent chromium, and mercury, and 0.01% for cadmium, or qualify for an exemption to these limits as defined in the Annexes of Directive 2000/53/EC (ELV). Regarding the REACH Regulation, the information TE provides on SVHC in articles for this part number is based on the latest European Chemicals Agency (ECHA) 'Guidance on requirements for substances in articles' posted at this URL: <https://echa.europa.eu/guidance-documents/guidance-on-reach>

## Compatible Parts

 <p>TE Part # 2-2150425-1 OCEAN_2.0_Applicator-E-140F280F</p>	 <p>TE Part # 2-2150425-2 OCEAN_2.0_Applicator-E-140F280F</p>	 <p>TE Part # 2150425-1 OCEAN_2.0_Applicator-E-140F280F</p>	 <p>TE Part # 2150425-2 OCEAN_2.0_Applicator-E-140F280F</p>
 <p>TE Part # 2376579-2 250 FASTON PCB TAB TPBR</p>	 <p>TE Part # 2376582-2 250 FASTON PCB TAB TPBR</p>	 <p>TE Part # 2376591-2 250 FASTON PCB TAB TPBR</p>	 <p>TE Part # 2376595-2 250 FASTON PCB TAB TPBR</p>
 <p>TE Part # 7-2150425-1 OCEAN_2.0_Applicator-E-140F280F</p>	 <p>TE Part # 7-2150425-2 OCEAN_2.0_Applicator-E-140F280F</p>	 <p>TE Part # 2376591-3 250 FASTON PCB TAB TPBR LP</p>	

Also in the Series | **FASTON 250**



Compression Connectors(4)



Crimp Terminal Housings(143)




Insertion &amp; Extraction Tools(6)



Magnet Wire Terminals(1)



PCB Terminals(144)



Quick Disconnects(455)



Splices(4)

## Documents

### Product Drawings

#### 250 FASTON REC 16-12 AWG TPBR

English

### CAD Files

#### 3D PDF

3D

#### Customer View Model

[ENG\\_CVM\\_CVM\\_63800-1\\_H\\_c-63800-1-h.2d\\_dxf.zip](#)

English

#### Customer View Model

[ENG\\_CVM\\_CVM\\_63800-1\\_H\\_c-63800-1-h.3d\\_igs.zip](#)

English

#### Customer View Model

[ENG\\_CVM\\_CVM\\_63800-1\\_H\\_c-63800-1-h.3d\\_stp.zip](#)

English

By downloading the CAD file I accept and agree to the [Terms and Conditions](#) of use.

### Product Specifications

#### Application Specification

English

#### Application Specification

English

#### Wire Preparation And Crimp Inspection Guide

English

### Product Environmental Compliance



### TE Material Declaration

English

---

### Agency Approvals

#### CSA Certificate

English

#### CSA Certificate

English